




Helix[®] Max

Low-Rise Foam Adhesive



Product Description

Helix[®] Max Low-Rise Adhesive is a low-rise, VOC-free, construction-grade, two-component polyurethane adhesive designed to bond Mule-Hide insulations and Fleece Back (TPO, PVC or PVC KEE) membranes to a variety of substrates.

Features & Benefits

- Greater elongation and tensile strength
- Able to be applied in colder temperatures
- Provides fleeceback roofing systems applied with full spray application better hail resistance
- The addition of 5-gallon jugs provides the best packaging option available for use with low-pressure equipment
- Design solutions for high uplift requirements
- Provides a non-penetrating attachment method
- Provides a non-thermal bridging option for roof attachment
- Low VOC reduces odors during application

Used as a component within these systems:



Substrate Compatibility

Insulation/Underlayments	Roof Decks	Existing Roofing Materials
Poly ISO 1 & 2	Concrete	Smooth BUR w/exceptions
StructoDek High Density	Cellular Lt.Wt. Concrete w/exceptions	Gravel BUR w/exceptions
Expanded Polystyrene (EPS) w/exceptions	NVS Lt.Wt. Concrete w/exceptions	Mineral Cap Sheet
Expanded Polystyrene (XPS) w/exceptions	Gypsum	Granular Modified Bitumen
DensDeck	Cementitious Wood Fiber	Smooth Modified Bitumen
Securock	Plywood/OSB	Coal Tar Pitch w/exceptions
Oriented Strand Board	Painted Steel	Aged EPDM, Hypalon, TPO w/exceptions
Poly ISO 1 HD	Galvanized Steel w/exceptions	Unexposed (Shiny) Asphalt w/exceptions
	Acoustical Steel w/exceptions	
	Wood Plank	

Helix[®] Max

Low-Rise Foam Adhesive

Coverage Rates			
Bead Spacing	4" O.C.	6" O.C.	12" O.C.
Dual Cartridge Carton	165	250	500
Dual Tanks	1,000	1,500	3,000
5-Gallon Jug	900	1,250	1,750
15-Gallon Drum	3,000	4,500	7,500
50-Gallon Drum	10,000	15,000	25,000

Frequently Asked Questions

1. Will Mule-Hide Products provide the same rated systems with Helix Max that it had with Helix?

Mule-Hide will have more extensive listings of assemblies with UL and FM.

2. How cold can it be when using Helix Max?

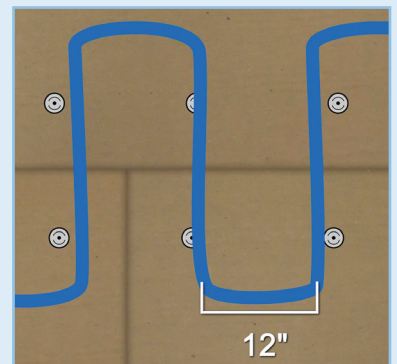
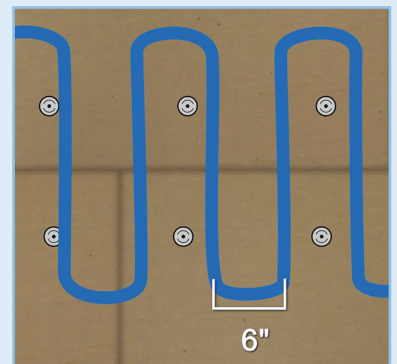
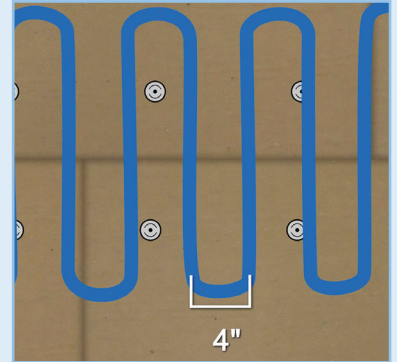
The substrate and ambient temperature must be above 25°F. If temperatures are below 50°F, the adhesive must be kept above 70°F during application. Heated tank blankets (not band heaters) are recommended to keep the adhesive warm during application at 50°F or lower.

3. Are full spray and splatter pattern available with Helix Max?

Yes, but it depends on the delivery system. Full spray application is possible using 5-gallon jugs, 15 and 50-gallon drums if the dispensing equipment has high-pressure capabilities. Splatter pattern application is possible when using tanks only for approved membrane attachment.

4. What is open time?

When Helix Max is dispensed, it should be allowed to rise for approximately 1.5-2 minutes until it becomes stringy when pinched between gloved fingers. Once the adhesive has "string," open time begins and the insulation or membrane can then be set in the adhesive. The open time is approximately 3-3.5 minutes. Open time expires once the adhesive skins over on the top and is no longer stringy.



800-786-1492 • mulehide.com

The information herein should not be considered all-inclusive and should always be accompanied by a review of the Mule-Hide specifications and guidelines and good application practices.

This information herein is based upon data and knowledge considered to be true and accurate at the time of printing and is provided for the reader's consideration, investigation and verification. No statement made by anyone may supersede this information, except when done in writing by Mule-Hide Products Co., Inc. Mule-Hide Products Co., Inc. does not warrant any results to be obtained. Statements concerning possible use of Mule-Hide products are made without knowledge of your particular roof and such an application may not be fit for your particular purpose. MULE-HIDE DISCLAIMS ALL WARRANTIES, INCLUDING THE IMPLIED WARRANTY OF MERCHANTABILITY AND FITNESS FOR A PARTICULAR PURPOSE, except written warranties attached to Mule-Hide products and written warranties signed by an officer of Mule-Hide.

Visit the Mule-Hide website at www.mulehide.com prior to any installation for updated technical specifications and details. Mule-Hide is a U.S. registered trademark. All rights reserved.